

LED Floodlight

Very lightweight, compact and streamline design. Universal mounting bracket allows wall or surface mounting with the possibility of tilting upwards or downwards. Pre-wired with 30 cm long mains cable and open cable ends with 1mm² cross section.


Glass: Tempered glass.

Reflector: Aluminium.

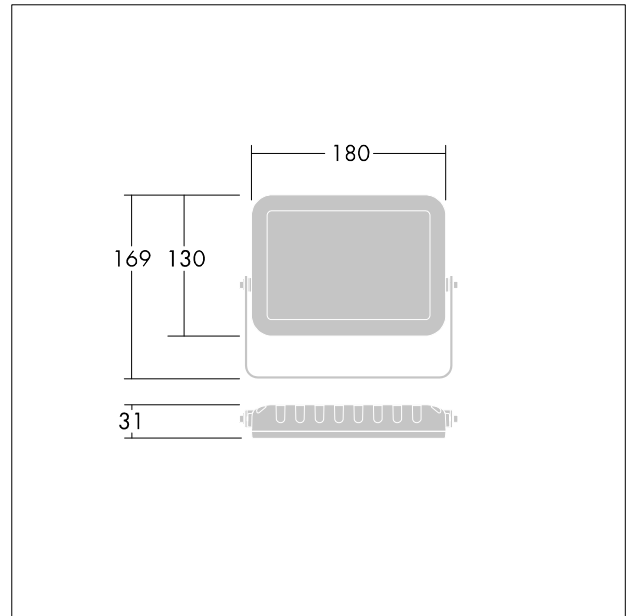
Cover: Aluminum die-cast.

Mounting bracket: Aluminum die-cast.

Weight: 0.9 kg



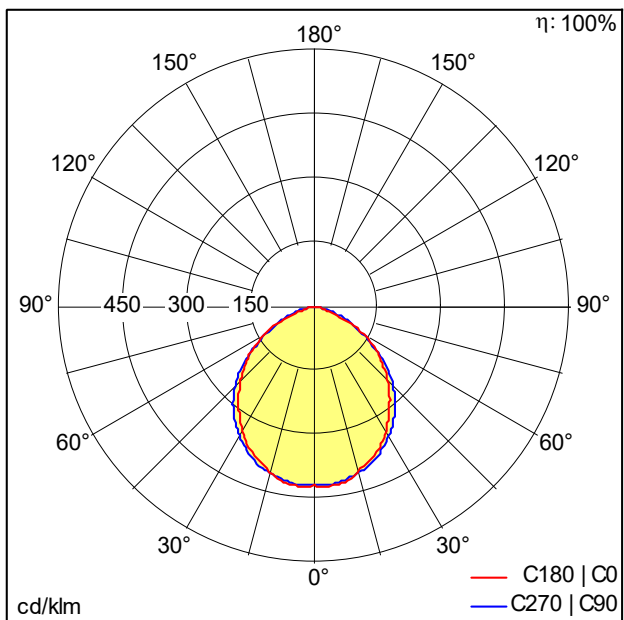
TE_ALICE_F_180.jpg



TE_ALIC_M_30W_LD.wmf

Light Distribution

STD - standard



TE_ALICE_LED_FL_IP65_30W_840.idt

- Light Source: LED
- Luminaire luminous flux*: 2402 lm
- Luminaire efficacy*: 80 lm/W
- Colour Rendering Index min.: 80
- Correlated colour temperature*: 4000 Kelvin
- Chromaticity tolerance (initial MacAdam): 6
- Rated median useful life*:
L70 35000 h at 25 °C
- Ballast: 1x LED_Con
- Luminaire input power*: 30 W Power factor = 0.9
- Dimming: Fixed output
- Maintenance category CIE 97: E - Dust-proof IP5X

All values marked with an * are rated values. Connected electrical load and luminous flux are subject to an initial tolerance of +/- 10%, the most similar colour temperature is subject to an initial tolerance of +/- 150K. Unless stated otherwise, the values apply to an ambient temperature of 25°C.