


## Wall mounted luminaire

Circular IP66 bulkhead. Direct replacement for 2x18W CFL. More than 50% energy savings compared with luminaires with CFL lamps. Frosted diffuser ensuring homogeneous light effect and visual comfort. Integrated microwave presence sensor maximises energy saving potential. Piano key terminal for wires up to 2.5mm<sup>2</sup>.

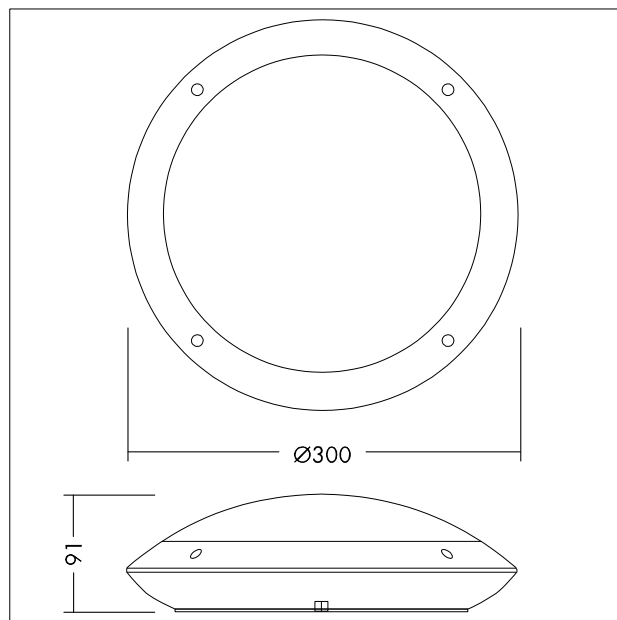
Body: ABS, black (RAL 9005)

Diffuser: Polycarbonate

Weight: 0.59 kg



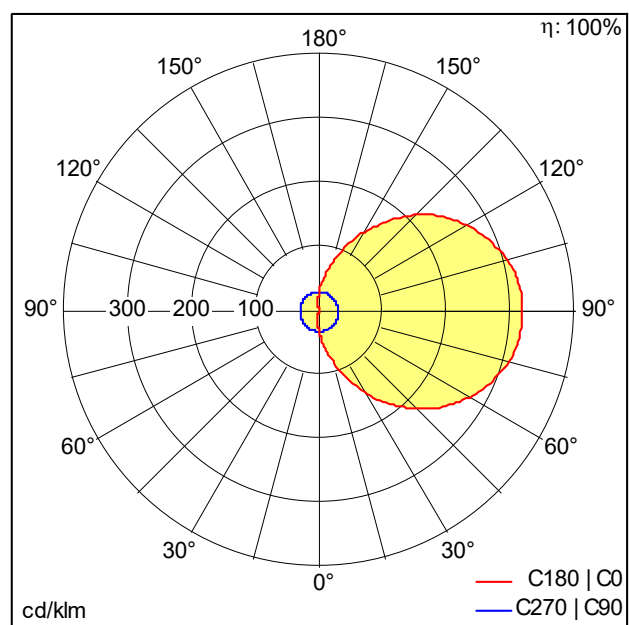
TE\_TOM\_F\_300\_BLM.jpg



TE\_TOML\_M\_LD1.wmf

## Light Distribution

## Wall - mounted



TE\_TOM\_LED\_300\_1200\_840\_MWS\_BLK\_WALL.Idt

- Light Source: LED
- Luminaire luminous flux\*: 1200 lm
- Luminaire efficacy\*: 67 lm/W
- Colour Rendering Index min.: 80
- Correlated colour temperature\*: 4000 Kelvin
- Chromaticity tolerance (initial MacAdam): 6
- Rated median useful life\*:  
L70 30000 h at 25 °C
- Ballast: 1x LED\_Con
- Luminaire input power\*: 18 W Power factor = 0.9
- Dimming: Fixed output

All values marked with an \* are rated values. Connected electrical load and luminous flux are subject to an initial tolerance of +/- 10%, the most similar colour temperature is subject to an initial tolerance of +/- 150K. Unless stated otherwise, the values apply to an ambient temperature of 25°C.