

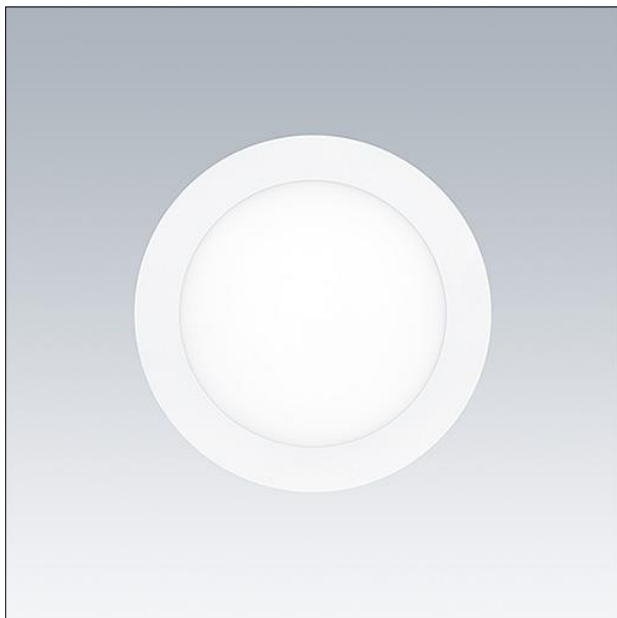
LED ceiling-recessed luminaire

Downlight with uniform light surface. Product height of only 12 mm: fits various ceiling types. Replaces conventional downlights with 1 x 26 W CFL and offers up to 50 % energy saving. External connector box for easy and quick installation. E3 emergency kit available as accessory.

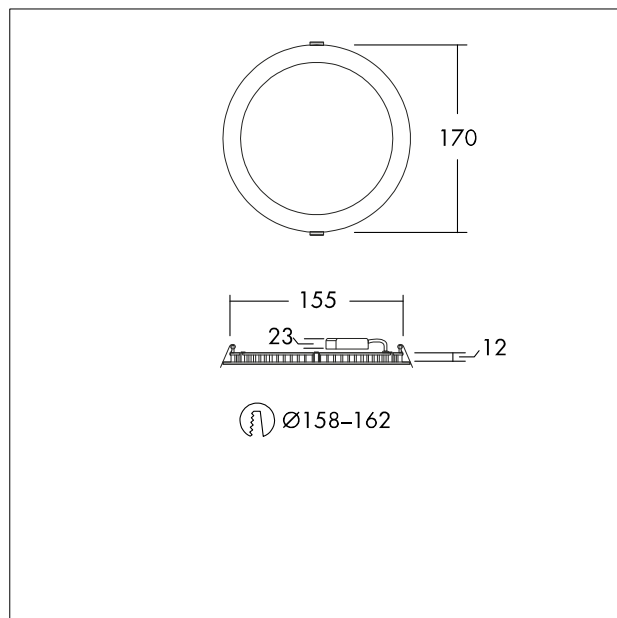
Body: Aluminum, white finish (RAL9003)

Diffuser: Polystyrol

Weight: 0.33 kg



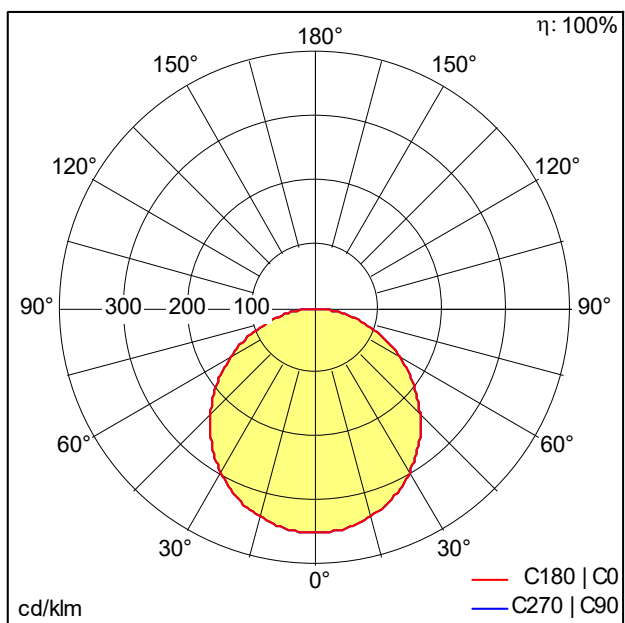
TE_ZOE_F_170.jpg



TE_ZOEL_M_170mm.wmf

Light Distribution

STD - standard



TE_ZOE_LED_DL_160_900_830.ltd

- Light Source: LED
- Luminaire luminous flux*: 821 lm
- Total emergency luminous flux: 260 lm
- Luminaire efficacy*: 68 lm/W
- Colour Rendering Index min.: 80
- Correlated colour temperature*: 3000 Kelvin
- Chromaticity tolerance (initial MacAdam): 4
- Rated median useful life*:
L70 35000 h at 25 °C
- Ballast: 1x LED_Con
- Luminaire input power*: 12 W Power factor = 0.9
- Dimming: Fixed output

All values marked with an * are rated values. Connected electrical load and luminous flux are subject to an initial tolerance of +/- 10%, the most similar colour temperature is subject to an initial tolerance of +/- 150K. Unless stated otherwise, the values apply to an ambient temperature of 25°C.